

Welcome to

SAFESITTER



About you ...

Name & Grade

Fun Fact About You

What You'd Like to Learn



Patricia A. Keener, M.D.
Founder of Safe Sitter, Inc.



SAFETY SKILLS



Rule #1

**Always practice
good safety habits.**



**Indoor
Safety**




**Outdoor
Safety**



**Online
Safety**



**Personal
Safety**



Rule #2

**Tell your parent or
guardian:**

Who / What

Where / When / How

High Five Info



WHO
WHAT
WHERE
WHEN
HOW

Rule #3

**Call or text a
parent or back-up
adult in an unsafe
situation.**

*"I'm ready to be
picked up now."*






**Indoor
Safety**



**Outdoor
Safety**





Online Safety





Personal Safety




*"I'm ready to be
picked up now."*





Game

**What Do
I Do?**




REVIEW

SAFETY SKILLS



Take a Break



CHILD CARE SKILLS



Caring for Children

READY

WILLING

ABLE



INFANTS
under 1 year



TODDLERS
1 to 2 years old




PRESCHOOLERS
3 to 5 years old



SCHOOL AGE
6 to 10 years old

Warning!

The care and handling of infants less than 6 months old is very demanding.





INFANTS
under 1 year




TODDLERS
1 to 2 years old



PRESCHOOLERS
3 to 5 years old



SCHOOL AGE
6 to 10 years old



Activity

What age?



INFANTS
under 1 year



TODDLERS
1 to 2 years old



PRESCHOOLERS
3 to 5 years old



SCHOOL AGE
6 to 10 years old

Four Routines



B - Bedtime



E - Entertainment



S - Snacks/Meals



T - Toileting



DEMONSTRATION and PRACTICE



4 Rules of Behavior Management





INFANTS
under 1 year



TODDLERS
1 to 2 years old



PRESCHOOLERS
3 to 5 years old



SCHOOL AGE
6 to 10 years old

6 Behavior Management Tips

Provide Comfort

Make a Game

Distract

When ... Then

Give Choices

**Take a Break
and Start Over**

Game

Behavior Management BINGO!

Behavior Management

**CALL 9-1-1
FOR THREAT
TO LIFE**


**ASK BACK-UP
ADULT TO
COME HELP**

**HANDLE
MINOR
PROBLEM
YOURSELF**

REVIEW



Lunch Time



FIRST AID & RESCUE SKILLS





What does a bodyguard do?



Injury Management

**Prevent
injuries before
they happen!**





Activity

What age?



INFANTS
under 1 year



TODDLERS
1 to 2 years old



PRESCHOOLERS
3 to 5 years old



SCHOOL AGE
6 to 10 years old

Injury Management



**Allergies
are very
common.**

Injury Management

**CALL 9-1-1
FOR THREAT
TO LIFE**

**ASK BACK-UP
ADULT TO
COME HELP**

**HANDLE
MINOR
PROBLEM
YOURSELF**

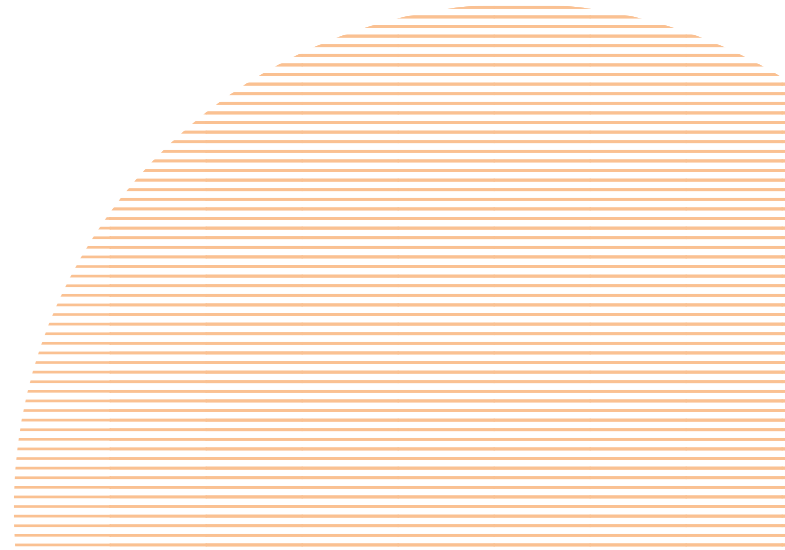
Injury Management

A large red circle is centered on the page. Inside the circle, the text "CALL 9-1-1 FOR THREAT TO LIFE" is written in white, bold, uppercase letters, arranged in three lines.

**CALL 9-1-1
FOR THREAT
TO LIFE**

Role-play

Calling 9-1-1



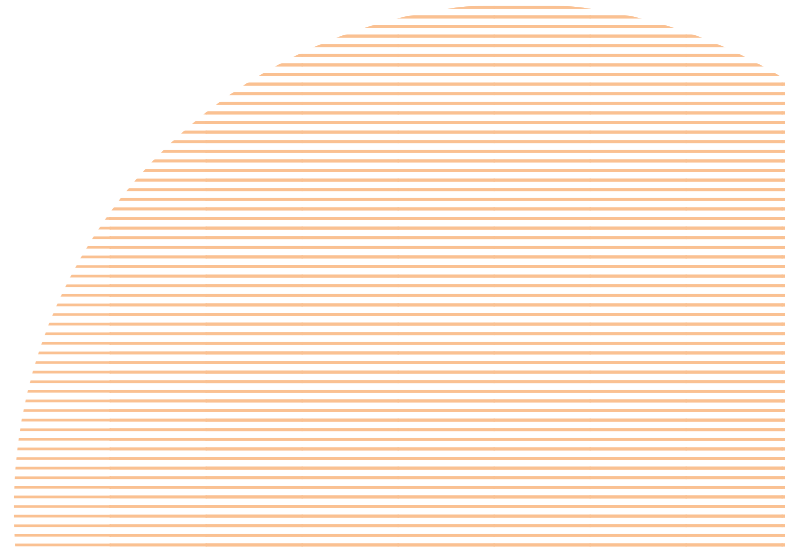
Injury Management



**ASK BACK-UP
ADULT TO
COME HELP**

Role-play

**Calling a
Back-up
Adult**



Injury Management



HANDLE
MINOR
PROBLEM
YOURSELF

First Aid Chart

Stay Calm.

Stay Safe.

Provide Comfort.





Game

Injury Management Game

REVIEW

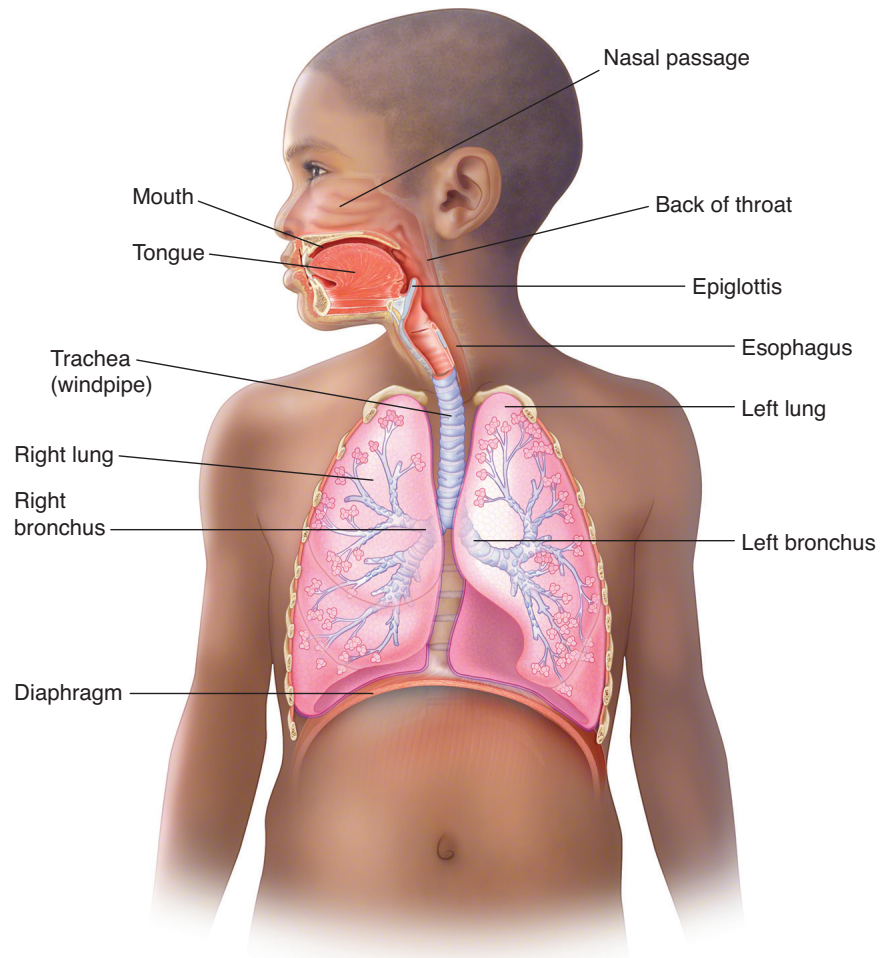




CHOKING RESCUE




FIRST AID & RESCUE SKILLS

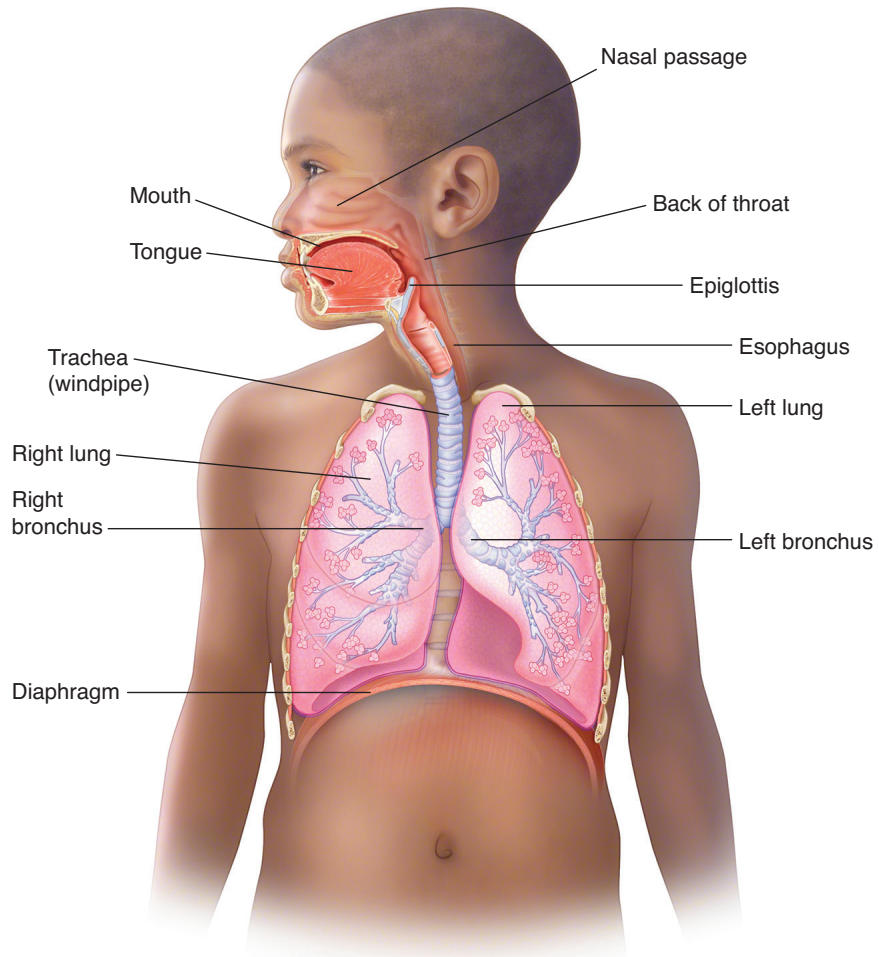


© 2016 Body Scientific International, LLC.

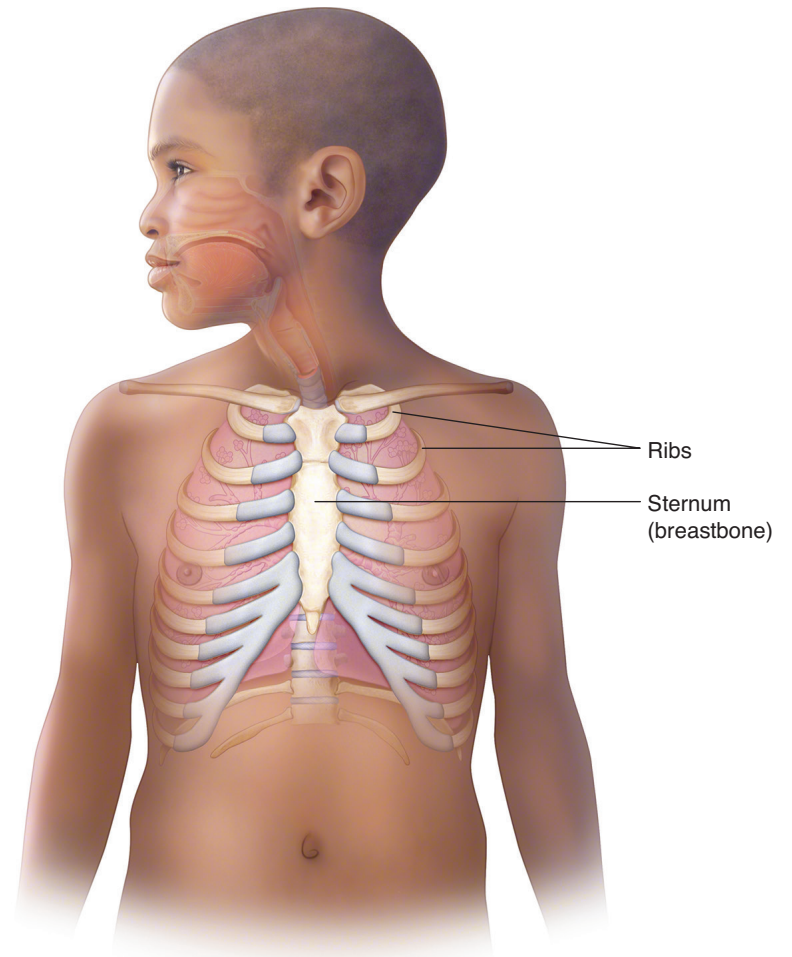
Choking Child

**Coughing is good.
Coughing helps!**





© 2016 Body Scientific International, LLC.




© 2016 Body Scientific International, LLC.

DEMONSTRATION, PRACTICE and ROLE-PLAY




Choking Child

Rules to Prevent Choking



Choking Infant

**Coughing is good.
Coughing helps!**




DEMONSTRATION, PRACTICE and ROLE-PLAY




Choking Infant

Rules to Prevent Choking



Take a Break



LIFE & BUSINESS SKILLS




Success on the Job

Being Prepared

Being Responsible

Being Considerate



Be Prepared

A - Available

S - Safe

A - Able

P - Permission

**When you accept a babysitting job,
you accept the responsibility for
that child's life!**




Be Prepared

A - Available

S - Safe

A - Able

P - Permission



Game

ASAP


Be Prepared



**IT'S OKAY
TO DISCUSS
MONEY**




“I charge \$___ an hour.
Will that be okay?”

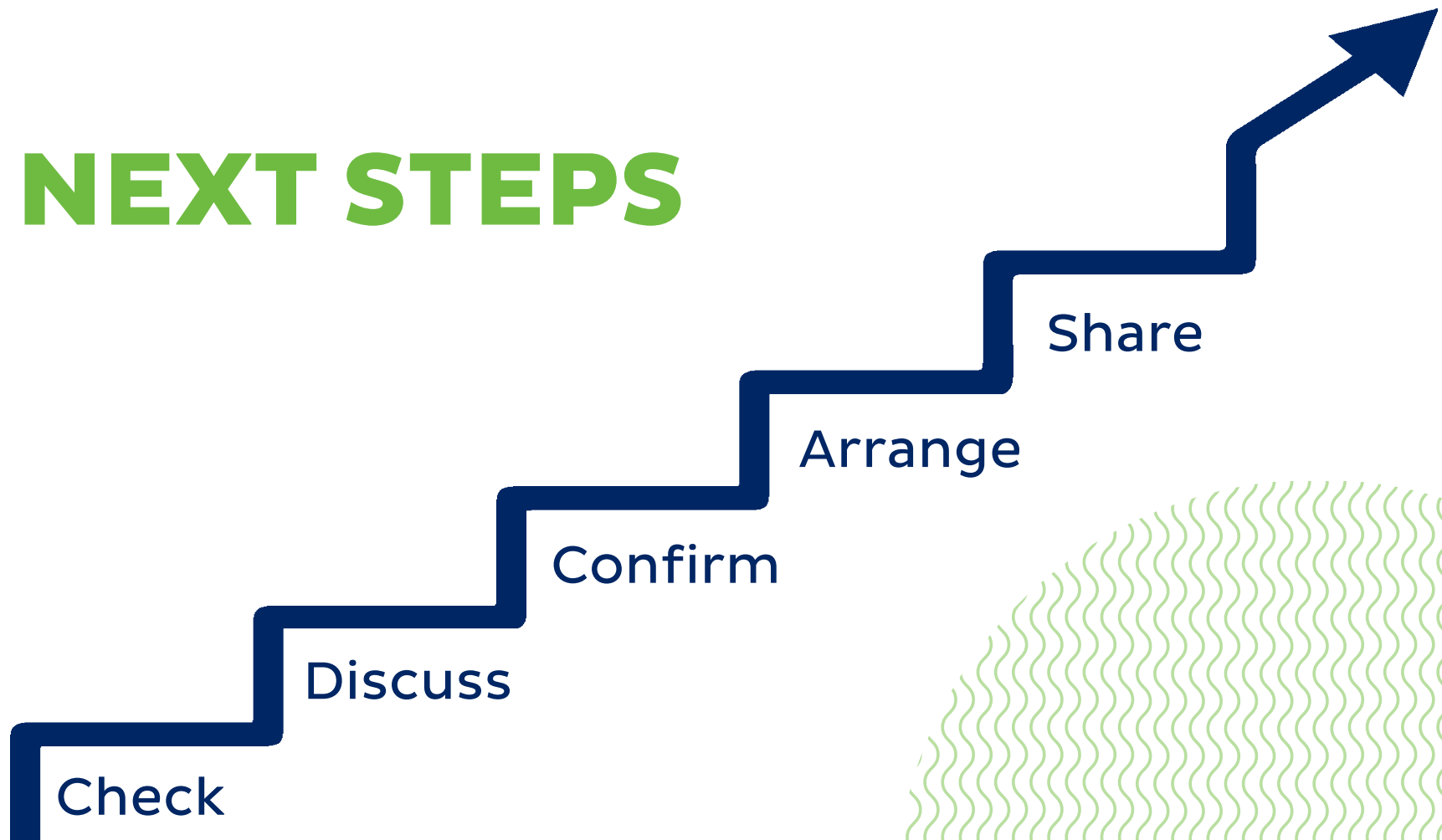



Role – play

Screen a Job



NEXT STEPS






High Five Info



WHO
WHAT
WHERE
WHEN
HOW



Refusing a Job



Be Responsible



**BE ON
TIME FOR
THE JOB**

Be Responsible

Get important info


Complete house tour





Canceling a Job





Game

Cancellation Game

Be Considerate

Obey any rules


Be a good house guest

Be polite and respectful



Role-play

Handshake and Introductions




Be Considerate

**Safe Sitters are
prepared for the
unexpected.**



*"I'm ready to be
picked up now."*





REVIEW





**CHALLENGE
ACCEPTED**





END OF DAY REVIEW



Welcome to

SAFESITTER





“POP” QUIZ



SAFETY SKILLS



Safety in an Online World

BE SAFE

BE RESPONSIBLE



Be Safe

1. Use strong passwords and change them regularly.
2. Use privacy settings to share only with people you know personally.
3. Avoid suspicious emails, attachments, websites, and online advertisements.
4. Don't give out personal information to people you don't know personally.

Be Responsible


- 1. Follow the rules and policies established by each program, game, or app you use.**
- 2. Treat people with respect, just as you would if you were talking to them in person.**
- 3. Report cyber-bullying, abusive behavior, and inappropriate content.**
- 4. Share your online activities with your parent and get their permission to download or purchase games and apps.**



Game

Digital Citizenship Game

Take a Break



CHILD CARE SKILLS



Behavior Management

**CALL 9-1-1
FOR THREAT
TO LIFE**

**ASK BACK-UP
ADULT TO
COME HELP**

**HANDLE
MINOR
PROBLEM
YOURSELF**


Behavior Management

A large red circle is centered on the page. Inside the circle, the text "CALL 9-1-1 FOR THREAT TO LIFE" is written in white, bold, uppercase letters, arranged in three lines.

**CALL 9-1-1
FOR THREAT
TO LIFE**

Role-play

Calling 9-1-1




Behavior Management



**ASK BACK-UP
ADULT TO
COME HELP**

Role-play

**Calling a
Back-up
Adult**



Behavior Management



HANDLE
MINOR
PROBLEM
YOURSELF



INFANTS
under 1 year




TODDLERS
1 to 2 years old



PRESCHOOLERS
3 to 5 years old



SCHOOL AGE
6 to 10 years old



Game

Behavior

Management Game


GUEST



Role-play

**Meet and Greet
an Employer
and Child**

Lunch Time



FIRST AID & RESCUE SKILLS



Injury Management

**CALL 9-1-1
FOR THREAT
TO LIFE**

**ASK BACK-UP
ADULT TO
COME HELP**

**HANDLE
MINOR
PROBLEM
YOURSELF**

Game

Emergency Room Game



FIRST AID CHALLENGE



Injury Management

**CALL 9-1-1
FOR THREAT
TO LIFE**

**ASK BACK-UP
ADULT TO
COME HELP**

**HANDLE
MINOR
PROBLEM
YOURSELF**

Game


First Aid Game



**MISSION
POSSIBLE**

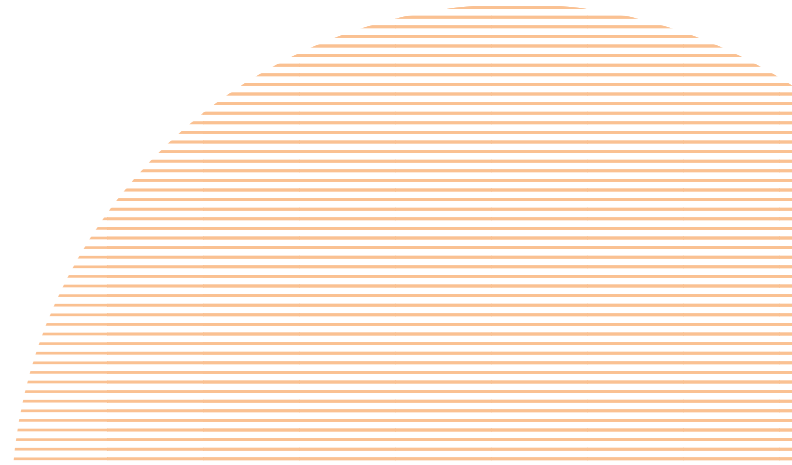


Take a Break



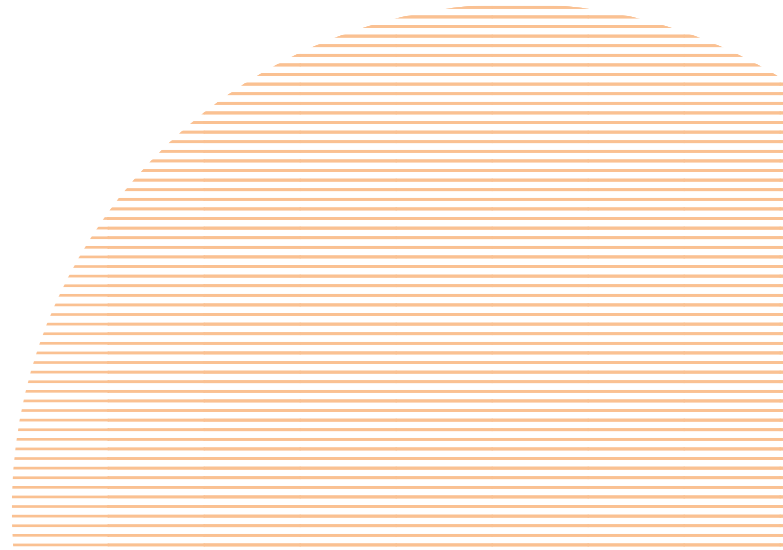
Choking Rescue

CHALLENGE



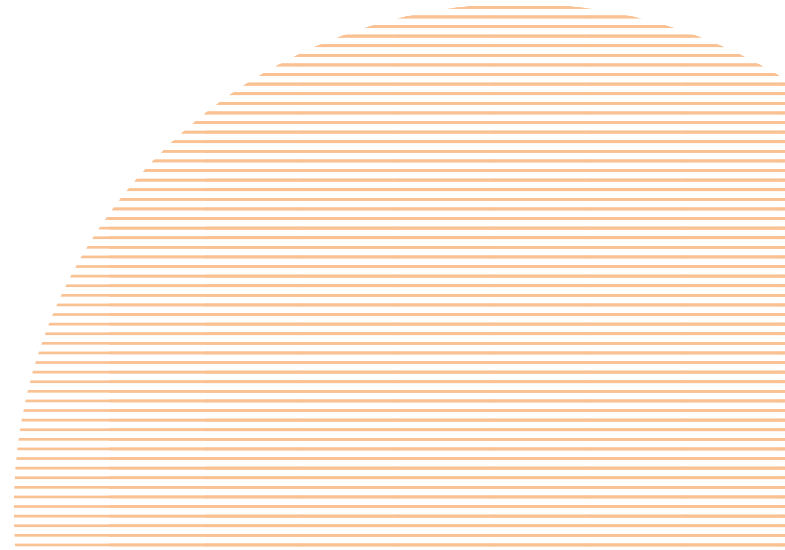
Role-play

Choking Child




Role-play

Choking Infant



Child CPR

**Prevention is the
best protection.**



Child CPR

C - Cardio (Heart)

P - Pulmonary (Lungs)

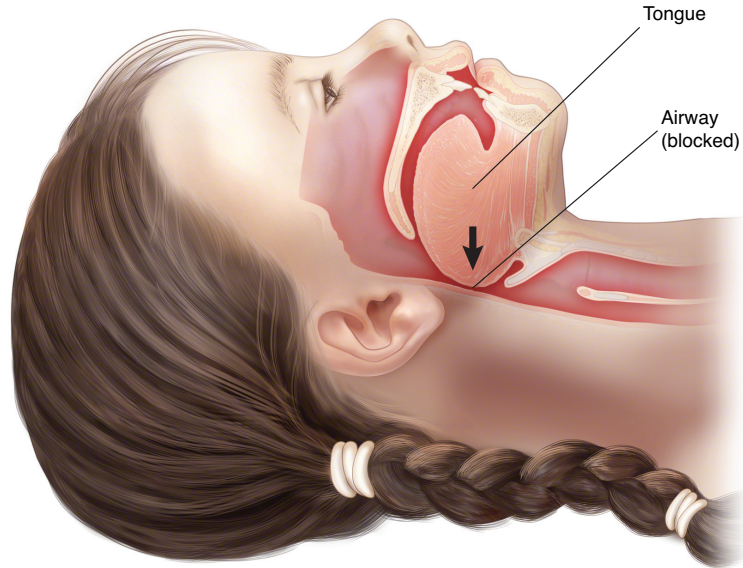
R - Resuscitation (Rescue)

DEMONSTRATION



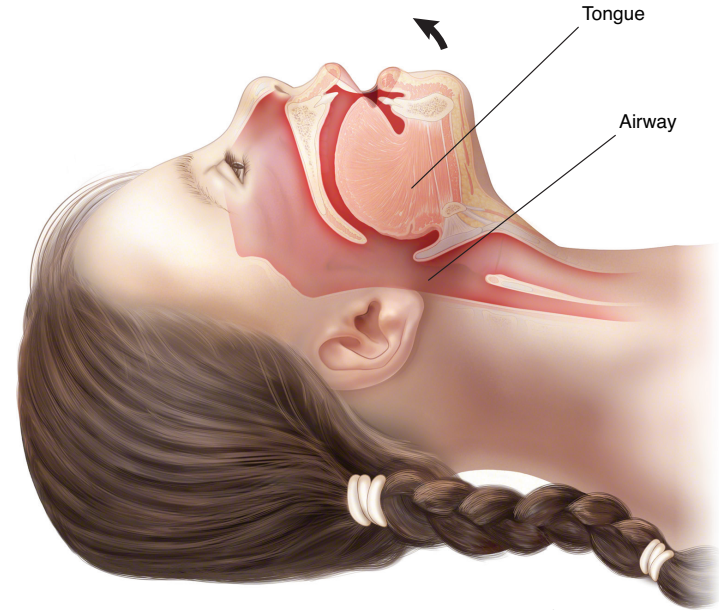
Head-Tilt/Chin-Lift Unblocks Airway

Shut Airway



© 2016 Body Scientific International, LLC.

Open Airway




© 2016 Body Scientific International, LLC.

PRACTICE and ROLE-PLAY



Infant CPR

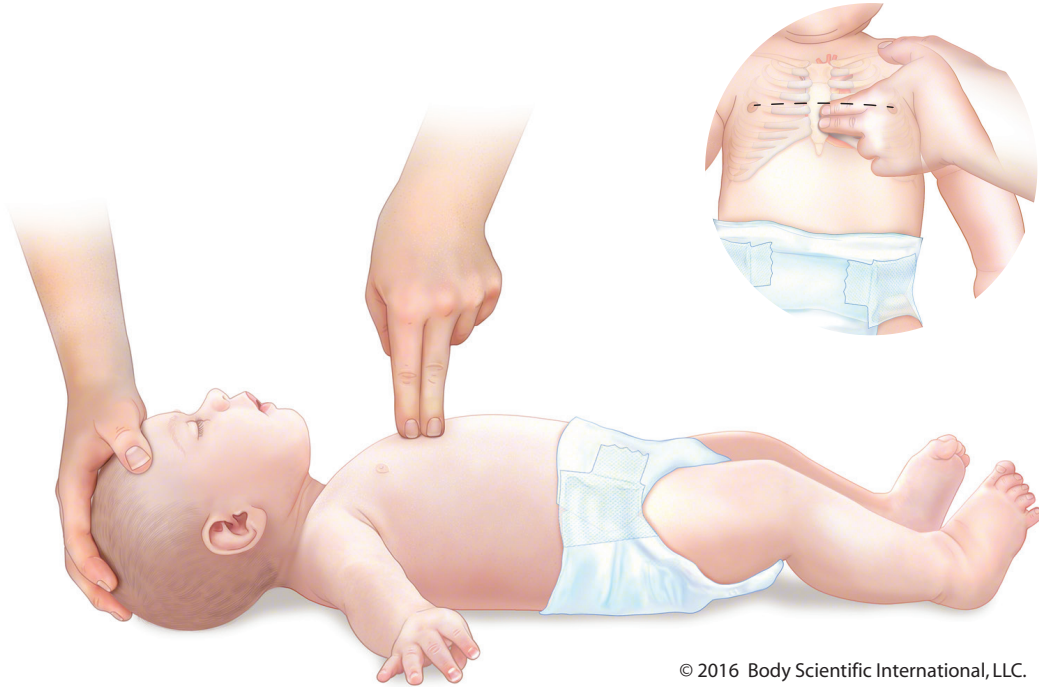
**Prevention is the
best protection.**



DEMONSTRATION



Chest Compressions act like a “substitute heart.”



© 2016 Body Scientific International, LLC.

PRACTICE and ROLE-PLAY



SAFESITTER

Graduation Ceremony

safesitter.org



Patricia A. Keener, M.D.
Founder of Safe Sitter, Inc.

